

Ref #	Part Number	Qty.	Description
1	L20910705		BRACKET LIGHT AR 36
2	A3079001		LAMP - 40W
3	PE950125		LIGHT SOCKET
4	PK930267		COVER LIGHT ASM AF AR BM 36
5	PM910282		LADDER SIDE
6	PM910285		LADDER CENTER
7	PM910189		SHELF WIRE FZ
8	G50911169		SHELF ICE ASM UPPER AF 36
9	K20911929		BRACKET ICE SHELF R
10	K20911928		BRACKET ICE SHELF L
11	C90911164WH		PLATE IN MOUNT AF 36 XWHX
12	G50911858		ICE MAKER ASM, SXS ND, AF
13	G50911176		BRKT SIDE GLIDE MOUNT ASM
14	PM910417		SLIDE 3 MEMBER 12 IN W/ LVR DISCONNECT
15	G50911181		TRIM ASM SIDE AF 36 30
16	G50911189		DRAWER ICE ASM AF 36
17	G50911195		DRAWER BASKET ASM AF 36





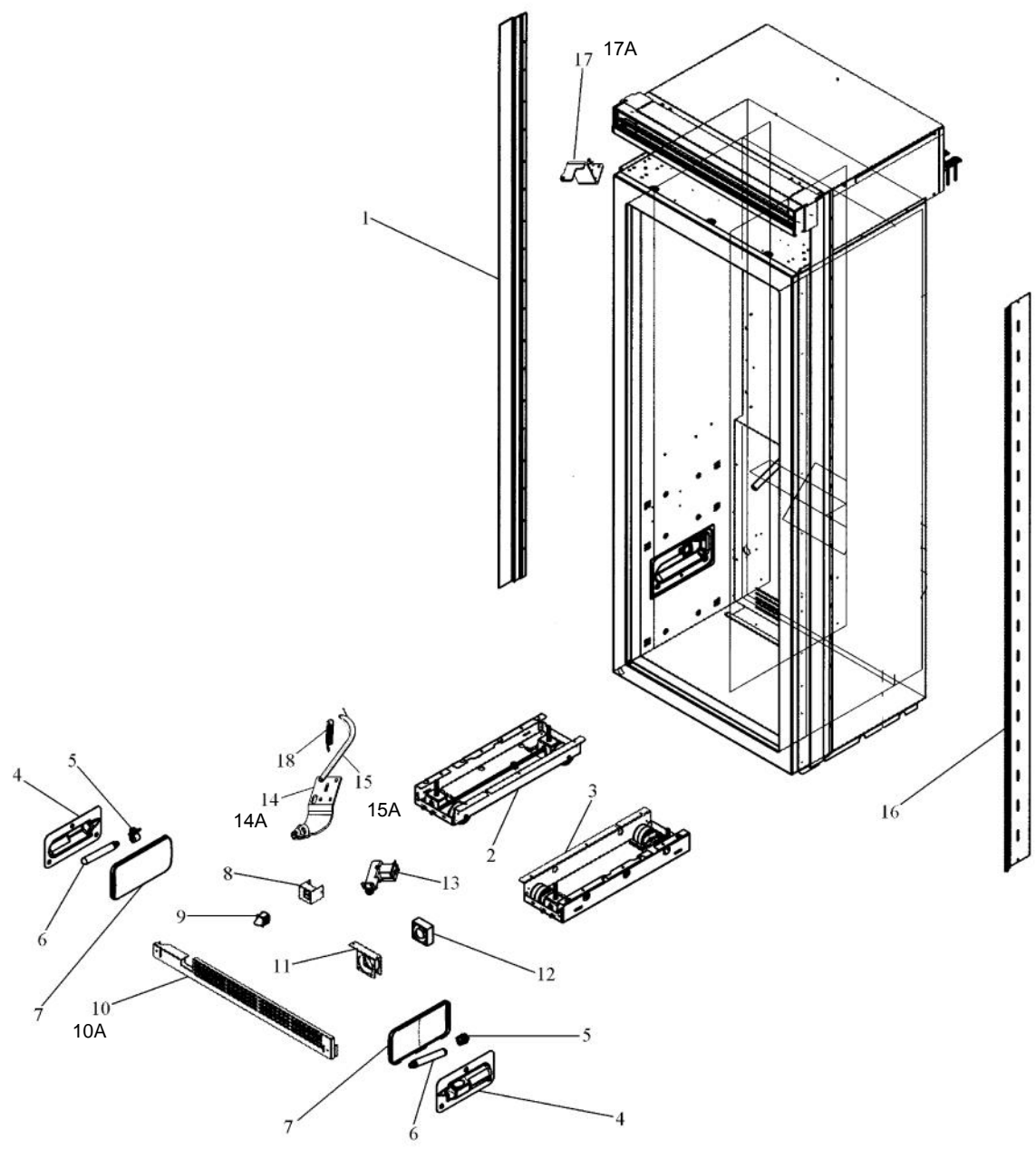




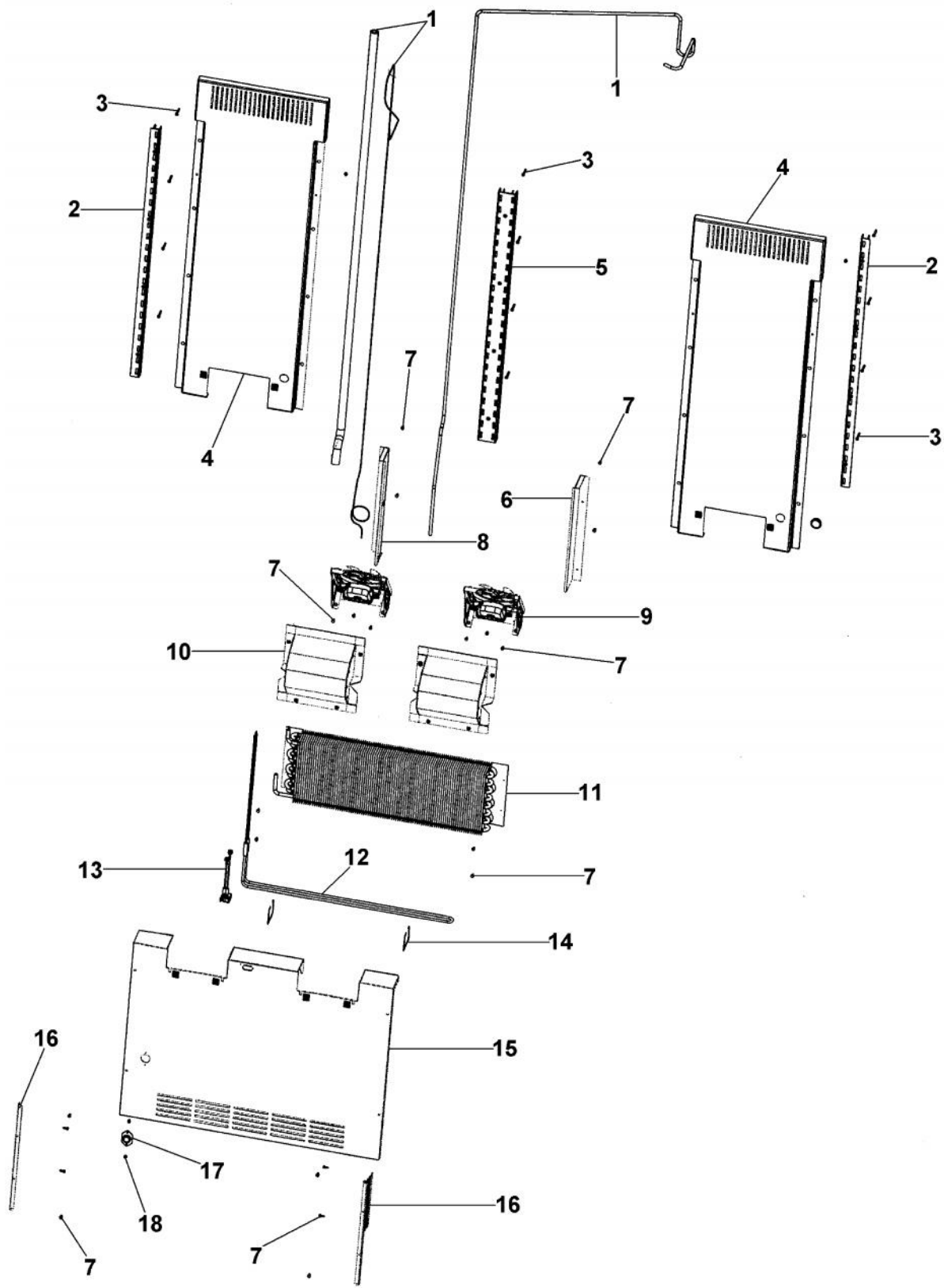




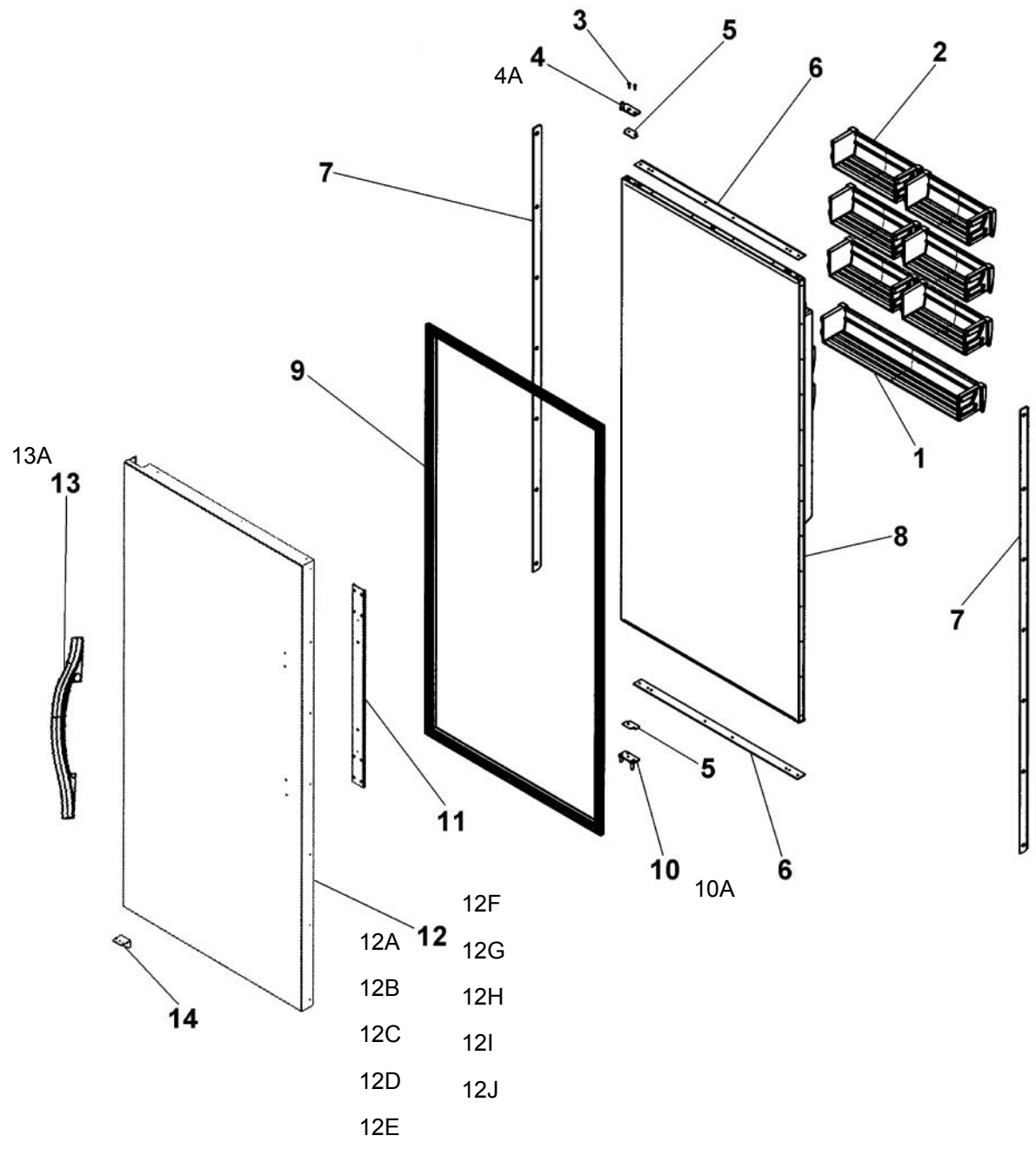




Ref #	Part Number	Qty.	Description
1	PK920066		SIDE TRIM
2	PM910399		LEVELER MODULE L
3	PM910398		LEVELER ASSEMBLY - R
4	10270203		HOUSING-LIGHT V10270203
5	10281601		SOCKET-SGL LIGHT
6	A3079001		LAMP - 40W
7	PK930346		COVER LIGHT
8	C20911329		SWITCH MOUNT
9	PE950146		SWITCH SPDT BLACK
10	G50911379		GRILLE TOE ASM 36 LH
10A	G50911378		GRILLE TOE ASM COMPLETE 36 R
11	K20911976		BRACKET EVAP FAN ICE
12	12075003		MOTOR-REF FAN
13	PA970142		WATER VALVE
14	G3298649		HINGE ASM COMPLETE LL
14A	G3298648		HINGE ASM COMPLETE LR
15	PC920149		BAR-WC BOT HINGE LH
15A	PC920166		BAR-WC BOT HINGE RH
16	PK920066		SIDE TRIM
17	PC920204		HINGE ASM UL
17A	PC920203		HINGE ASM UR
18	PC910015		SPRING EXTENSION
NI	PB920202		TUBE WATER VALVE
NI	B5705313		TUBE-PLASTIC NO.



Ref #	Part Number	Qty.	Description
1	F2099937		TUBE FORMED HT EXCH AF 36
2	PM910282		LADDER SIDE
3	M0238535		SCREW-SM
4	G50911183		COVER UPPER EVAP ASM AF 36
5	PM910285		LADDER CENTER
6	L20911339WH		DIVERTER AIR RT 36 AF
7	M0238616		SCREW-SM
8	L20911338WH		DIVERTER AIR LFT 36 AF
9	G50912354		FAN ASSEMBLY AF 36
10	G50911134		COVER ASM FAN EVAP AF 36
11	PM910454		EVAPORATOR AF 36
12	PJ910037		DEFROST HEATER AF 36
13	PB910259		THERMOSTAT DEFROST TERMINATOR
14	PM910468		CLIP EVAP HTR 36 30 AF
15	G50911182		COVER ASM LOWER EVAP AF 36
16	K2096461		BRKT-EVAP COVER 12234801
17	C8983701		THERMISTOR
18	M0232929		SCREW-SE



Ref #	Part Number	Qty.	Description
1	G5099905		DOORBIN ASM AF 36 FULL
2	G5099906		DOORBIN ASM AF 36 HALF
3	M0226233		SUB TO PD920174 - 10 X 7/8 PHILLIPS SMA TRI LOBE SA
4	PC920132		PIVOT PLATE ASSY - LH
4A	PC920133		PIVOT PLATE ASSY - RH
5	PD940092		SPACER - DOOR HINGE
6	PK930226		TRIM DOOR BULLNOSE 30 TOP/BTM
7	PE940176		TRIM - DOOR SXS PRO SIDES
8	G5098373		DOOR ASM AF 36
9	PB970156		GASKET
10	PC920147		PIVOT PLATE ASSY - WC LH BOT
10A	PC920146		PIVOT PLATE ASSY - WC RH BOT
11	K2097526		BRACKET - HANDLE SUPPORT
12	B2098387		DOOR SKIN AF AR 36 DES L
12A	C9098387BK		DOOR SKIN AF AR 36 DES L
12B	L2098387WH		DOOR SKIN AF AR 36 DES L
12C	C9098387BT		SKIN DOOR AF AR 36 DES L BT
12D	C9098387GG		SKIN DOOR AF AR 36 DES L GG
12E	C9098387SG		SKIN DOOR AF AR 36 DES L SG
12F	B2098389		DOOR SKIN AF AR 36 DES R
12G	C9098389BK		DOOR SKIN AF AR 36 DES R
12H	L2098389WH		DOOR SKIN AF AR 36 DES R
12I	C9098389BT		DOOR SKIN AF AR 36 DES R
12J	C9098389GG		DOOR SKIN AF AR 36 DES R
12K	C9098389SG		DOOR SKIN AF AR 36 DES R
13	PE030166		DESIGNER REFRIGERATOR HANDLE
13A	PE030166PVD		DESIGNER REFRIGERATOR HANDLE PVD
14	C90911328BK		STRIKER SWITCH

*No Image  
Available*

Ref #	Part Number	Qty.	Description
1	044042-000	1	ALL FREEZER FLOAT SWITCH WIRING KIT (FOR UNITS MANUFACURED BEFORE 1/9/13)